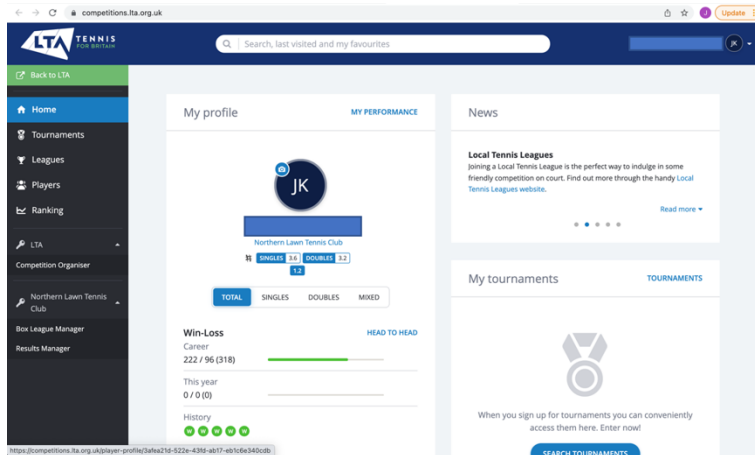
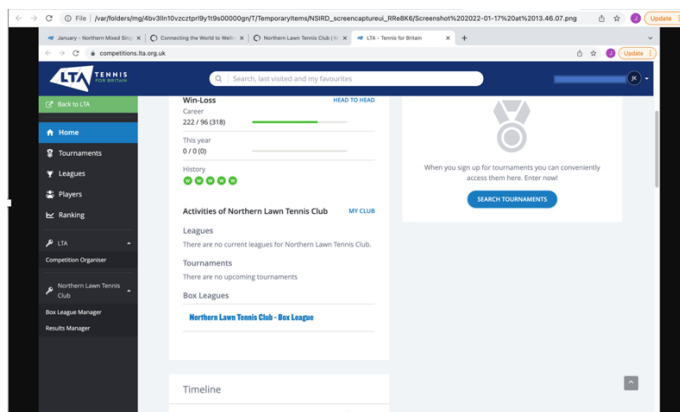


HOW TO JOIN THE BOX LEAGUE YOURSELF – THE NORTHERN

Step 1 - Login to competitions.lta.org.uk

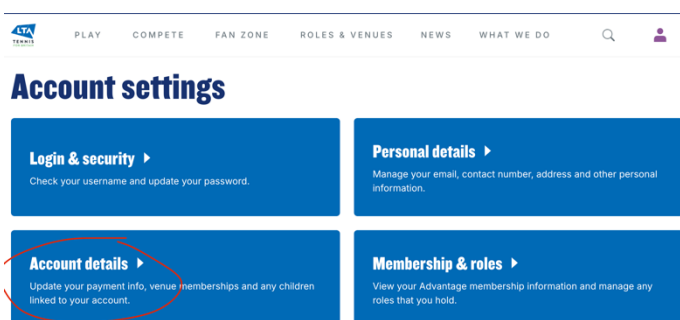


Step 2 - Scroll Down the page and select Northern Lawn Tennis Club – Box League



If you can't see the Box League tab you must follow these steps:

Go to your LTA account at this link instead www.LTA.org.uk – Then click on the Profile icon in the top right – Select Account Settings – Select Account Details – Select Venues – Select Add Venue – Click 'Save' – Try Step 2 Again



Affiliated venues

Your venues

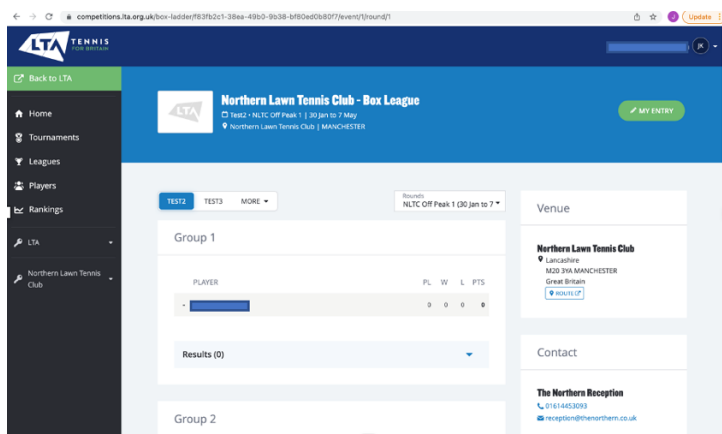
Northern Lawn Tennis Club
Palatine Road
MANCHESTER
M20 3YA

Payment type: I
subscribe to a
venue

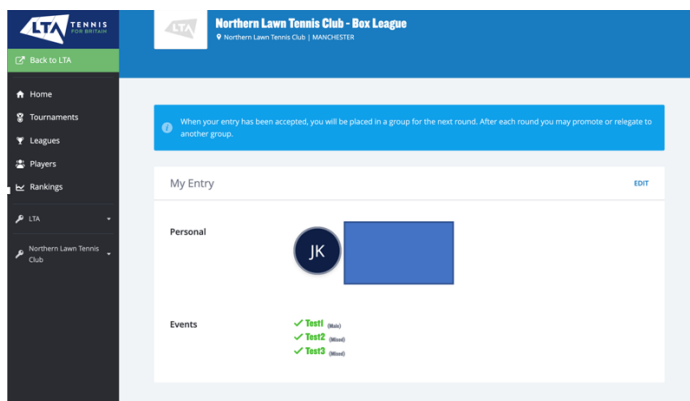
X Remove venue

+ Add another venue

Step 3 - Select 'My Entry' to see all the Box Leagues available.



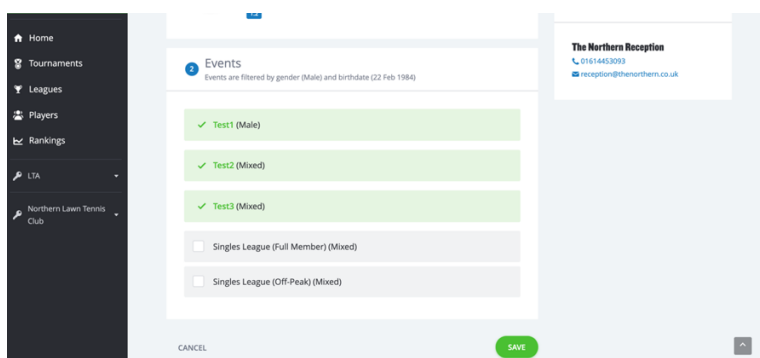
Step 4 - Select 'Edit'



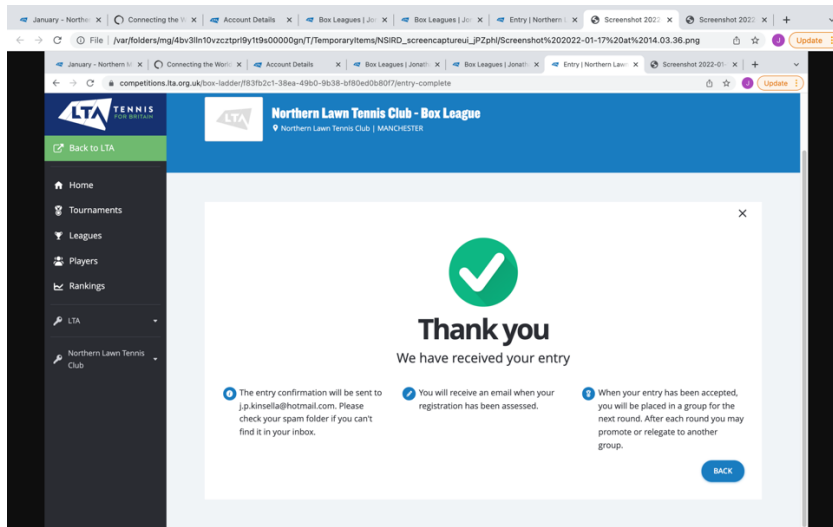
Step 5 - Select either or both

- Singles League – Full Member (For competitors who have full access in the evenings and weekends)
- Singles League – Off Peak (For competitors who can play only in off-peak times)

Then Click Save!



You have now joined The Northern's Box League!



You will then get a confirmation of the group and matches once the admin has confirmed your place within 1-2 weeks of joining the league

Please contact reception@thenorthern.co.uk for further information or assistance



How to get a World Tennis Number (WTN) through the LTA

To obtain a free LTA Advantage account and acquire a World Tennis Number (WTN), please follow these steps:

Step 1: Register for an LTA Advantage Account

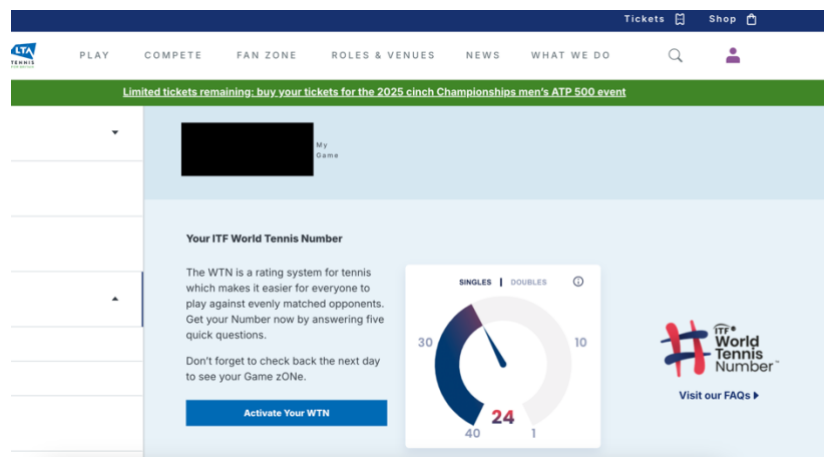
- Visit the LTA registration page: <https://www.lta.org.uk/register/>
- Complete the registration form with your personal details.

Step 2: Upgrade to Advantage Play+ Membership

- After registering, log in to your LTA account.
- Navigate to the Advantage membership options: <https://www.lta.org.uk/advantage-onboarding/>
- Select the 'Advantage Play+' option.
- Note: To qualify for Play+, ensure you select The Northern Lawn Tennis Club as your club

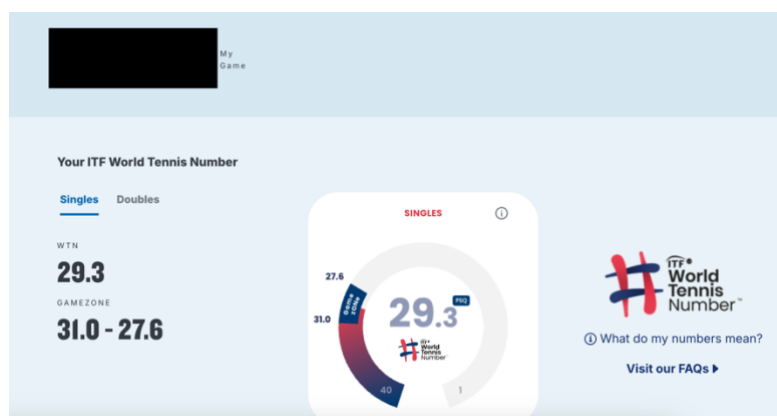
Step 3: Complete the World Tennis Number (WTN) Questionnaire

- Once your membership is upgraded, go to your 'My Game' area: <https://www.lta.org.uk/advantage-home/my-game/>
- Locate and complete the WTN questionnaire, providing accurate information about your playing history.
- If you don't see the questionnaire, try accessing the site on a computer instead of a mobile device, or verify that your membership is correctly upgraded to Advantage Play+.



Step 4: Receive Your World Tennis Number

- After submitting the questionnaire, your WTN will be assigned within 24 hours.
- There's no need to inform us of your WTN; it will update automatically in the system.



Checking for an Existing WTN

- If you've previously played competitive matches, you might already have a WTN.
- To check, log in to your LTA account and navigate to the 'My Game' section to view your player profile.
- Alternatively, you can search for your profile on the ITF World Tennis Number website: <https://worldtennisnumber.com/>
- Enter your name in the player search to see if a WTN is associated with your profile.